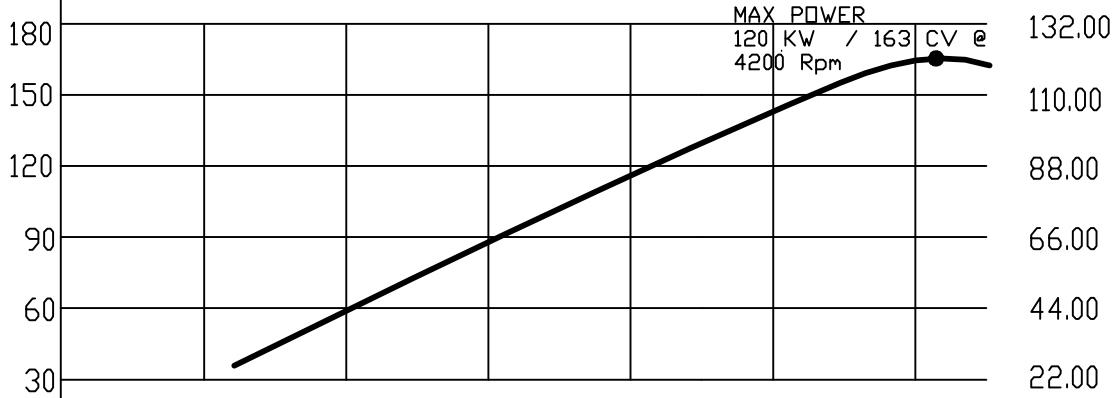


POTENZA-POWER

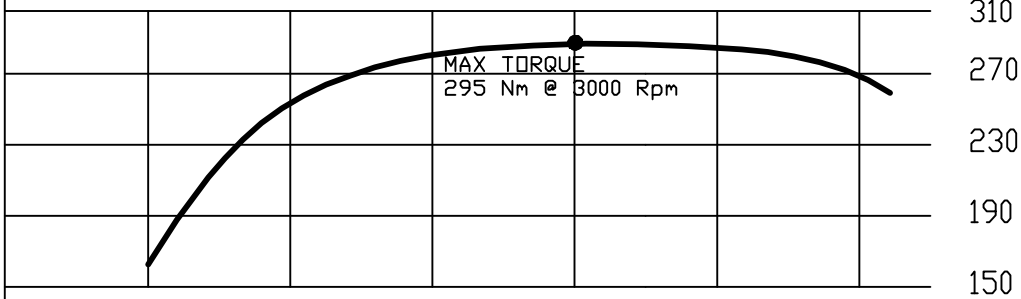
BHP

KW



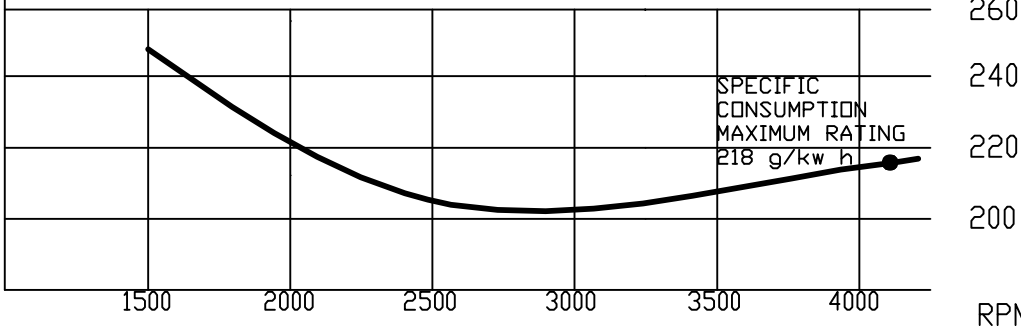
COPPIA - TORQUE Nm

310 Nm



CONSUMO CARB. - FUEL CONSUMPTION

260 g/KW h




All proprietary rights reserved by C.M.D. s.r.l. This drawing shall not be reproduced or in any way utilized for the manufacture of the component or unit herein illustrated and must not be released to other parties without written consent. Any infringement will be legally pursued.

Proprietà della C.M.D. s.r.l. Senza autorizzazione scritta della stessa, il presente disegno non potrà essere comunque utilizzato per la costruzione dell'oggetto rappresentato né venire comunicato a terzi o riprodotto. La società proprietaria tutela i propri diritti a rigore di legge.

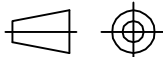
Drawn _____ Date 09/04 Name ARCIERI Firma _____
 Checked _____

Tollerances	DIM.	0					1000					
		6	30	120	315	1000	2000	6	30	120	315	
GROS.	±0.2	±0.5	±0.8	±1.2	±2.0	±3.0	±1*	±30*	±20*	±10*		
MED.	±0.1	±0.3	±0.5	±0.8	±1.2	±0.5						
PREC.	±0.05	±0.1	±0.15	±0.2	±0.3	±0.5						

Assembly



COSTRUZIONI MOTORI DIESEL



ATELLA (Potenza) - ITALY

Part name
ENGINE ATMP 155
1926 c.c.

FILE
ATMP 155